

QUARTERLY PHYSICAL REPORT OF OPERATION
As of June 30, 2025

Department : State Universities and Colleges (SUCs)
Agency/Entity : Negros Oriental State University
Operating Unit : < not applicable >
Organization Code (UACS) : 08 072 0000000

Particulars	UACS CODE	Physical Target (Budget Year)					Physical Accomplishment (Budget Year)					Variance as of June 30, 2025	Remarks
		1st Quarter	2nd Quarter	3rd Quarter	4th Quarter	Total	1st Quarter	2nd Quarter	3rd Quarter	4th Quarter	Total		
1	2	3	4	5	6	7	8	9	10	11	12	13	14
HIGHER EDUCATION PROGRAM	3101000000000000												
OO : Relevant and quality tertiary education ensured to achieve inclusive growth and access of poor but deserving students to quality tertiary education increased													
Outcome Indicator(s)													
1. Percentage of first-time licensure exam takers that pass the licensure exams		10.00%	14.25%	11.00%	14.25%	49.50%	67.48%	86.62%			154.10%	104.60%	Q1. 361 first take passers out of 535 first takers. Q2 518 first take passers out of 598 first takers
2. Percentage of graduates (2 years prior) that are employed		7.50%	7.50%	7.50%	7.50%	30.00%	8.43%	9.03%			17.46%	-12.54%	Q. 476 Employed/5648 Total of 2023 Graduates x 100% Q2. 510 Employed/5648 Total of 2023 Graduates x 100%
Output Indicator(s)													
1. Percentage of undergraduate students enrolled in CHED-identified and RDC-identified priority programs		40.50%		40.50%		81.00%	59.93%	0.00%			59.93%	-21.07%	Q1. 17721 students enrolled in CHED priority programs out of 29,571 students enrolled in Baccalaureat programs. Q2. No Enrollment
2. Percentage of undergraduate programs with accreditation		0.00%	0.00%	37.50%	62.50%	100.00%	21.43%	0.00%			21.43%	-78.57%	Q1. 3/14*100%=21.43% 0 target for 1st Quarter but on the actual we accomplished 3 programs (BS in Information Technology, Bachelor of Science in Business Administration and BS in Psychology) that were accredited. Formula : Actual Accredited program /overall program to be accredited in the F.Y. 2025 *100%. Q2. No undergraduate program accreditation conducted for the 2nd quarter
ADVANCED EDUCATION PROGRAM	3201000000000000												
OO : Higher education research improved to promote economic productivity and innovation													
Outcome Indicator(s)													
1. Percentage of graduate school faculty													

QUARTERLY PHYSICAL REPORT OF OPERATION
As of June 30, 2025

Department : State Universities and Colleges (SUCs)
Agency/Entity : Negros Oriental State University
Operating Unit : < not applicable >
Organization Code (UACS) : 08 072 0000000

Particulars	UACS CODE	Physical Target (Budget Year)					Physical Accomplishment (Budget Year)					Variance as of June 30, 2025	Remarks
		1st Quarter	2nd Quarter	3rd Quarter	4th Quarter	Total	1st Quarter	2nd Quarter	3rd Quarter	4th Quarter	Total		
1	2	3	4	5	6	7	8	9	10	11	12	13	14
engaged in research work applied in any of the following:		25.00%	25.00%	25.00%	25.00%	100.00%	54.22%	58.06%			112.29%	12.29%	
a. pursuing advanced research degree programs (Ph.D.) or		0.00%	1.00%	0.00%	1.00%	2.00%	1.69%	1.61%			3.30%	1.30%	Q1. 1 faculty / 59 regular faculty * 100 = 1.69%. Q2. 1 faculty / 62 regular faculty * 100 = 1.61%
b. actively pursuing within the last three (3) years (investigative research, basic and applied scientific research, policy research, social science research) or		20.00%	20.00%	20.00%	20.00%	80.00%	38.98%	45.16%			84.14%	4.14%	Q1. 23 faculty / 59 regular faculty * 100 = 38.98% Q2. 28 faculty / 62 regular faculty * 100 = 45.16%
c. producing technologies for commercialization or livelihood improvement or		4.00%	3.00%	4.00%	3.00%	14.00%	0.00%	1.61%			1.61%	-12.39%	Q2. 1 faculty / 62 regular faculty * 100 = 1.61% Catch-Up Plan: To encourage our students and faculty from MTE and MSIT to produce technologies for commercialization and livelihood improvement.
d. whose research work resulted in an extension program		1.00%	1.00%	1.00%	1.00%	4.00%	13.56%	9.68%			23.24%	9.56%	Q1. 8 faculty / 59 regular faculty * 100 = 13.56%. Q2. 1 faculty / 62 regular faculty * 100 = 1.61%
Output Indicator(s)													
1. Percentage of graduate students enrolled in research degree programs		0.00%	49.96%	0.00%	49.96%	99.92%	0.00%	43.97%			43.97%	-55.95%	912 total no. of students enrolled in research degree programs/1037 total number of students enrolled in the GS * 100/2 = 43.97% Catch-Up Plan: To encourage Graduate School students to enroll in research degree programs.
2. Percentage of accredited graduate programs		0.00%	10.00%	10.00%	20.00%	40.00%	0.00%	0.00%			0.00%	-40.00%	Q1. No accreditation conducted for the 1st quarter. Q2. No graduate accreditation conducted for the 2nd quarter as the validity period for each programs is the bases of accreditation, which usually falls on the 3rd and 4th quarter of the fiscal year.
RESEARCH PROGRAM	3202000000000000												
OO: Higher education research improved to promote economic productivity and innovation													

QUARTERLY PHYSICAL REPORT OF OPERATION
As of June 30, 2025


Department : State Universities and Colleges (SUCs)
Agency/Entity : Negros Oriental State University
Operating Unit : < not applicable >
Organization Code (UACS) : 08 072 0000000


Particulars	UACS CODE	Physical Target (Budget Year)					Physical Accomplishment (Budget Year)					Variance as of June 30, 2025	Remarks
		1st Quarter	2nd Quarter	3rd Quarter	4th Quarter	Total	1st Quarter	2nd Quarter	3rd Quarter	4th Quarter	Total		
1	2	3	4	5	6	7	8	9	10	11	12	13	14
Outcome Indicator(s)													
1. Number of research outputs in the last three years utilized by the industry or by other beneficiaries		1	2	3	1	7	1	2			3	-4	
Output Indicator(s)													
1. Number of research outputs completed within the year		8	11	12	13	44	8	12			20	-24	
2. Percentage of research outputs published in internationally-refereed or CHED recognized journal within the year		15.00%	17.00%	18.00%	20.00%	70.00%	15.00%	27.27%			42.27%	-27.73%	Q1. only 1.2 published research output is required for the 1st quarter, hence, 1.2 published /8 completed research output X 100% = 15. Q2. 12 published research output out of 44, hence 12/44=27.27%
TECHNICAL ADVISORY EXTENSION PROGRAM	3301000000000000												
OO : Community engagement increased													
Outcome Indicator(s)													
1. Number of active partnerships with LGUs, industries, NGOs, NGAs, SMEs, and other stakeholders as a result of extension activities		6	7	8	10	31	6	8			14	-17	Q1. 1. EDC, 2. LGU Valencia, 3. Brgy. Cadawinonan, 4. Brgy. Pal-ew, 5. Brgy. Olympia and 6. Brgy. Tubigon Q2. 1. LGU Sta. Catalina 2. LGU San Jose 3. Brgy Cantil-e 4.Brgy Magatas 5. DSWD 6. Sr. San Roque Framers Association 7. PAO 8. Brgy Dayoyo
Output Indicator(s)													
1. Number of trainees weighted by the													


QUARTERLY PHYSICAL REPORT OF OPERATION
As of June 30, 2025


Department : State Universities and Colleges (SUCs)
Agency/Entity : Negros Oriental State University
Operating Unit : < not applicable >
Organization Code (UACS) : 08 072 0000000

Particulars	UACS CODE	Physical Target (Budget Year)					Physical Accomplishment (Budget Year)					Variance as of June 30, 2025	Remarks
		1st Quarter	2nd Quarter	3rd Quarter	4th Quarter	Total	1st Quarter	2nd Quarter	3rd Quarter	4th Quarter	Total		
1	2	3	4	5	6	7	8	9	10	11	12	13	14
length of training		1000	1000	1010	1020	4,030	618	1645			2263	-1767	Q1. With a target of 1,000 beneficiaries, only 618 have benefited from the extension project. Q2. With a target of 1,000 beneficiaries, 1645 have benefited from the extension project.
2. Number of extension programs organized and supported consistent with the SUC's mandated and priority programs		5	6	7	8	26	5	6			11	-15	Q1. 5 extension have been organized. Q2. 6 extension have been organized.
3. Percentage of beneficiaries who rate the training course/s as satisfactory or higher in terms of quality and relevance		25.00%	25.00%	25.00%	25.00%	100.00%	25%	25%			50.00%	-50.00%	Q1. The rate of extension workers receiving a 'very satisfactory' rating for the first quarter extension projects is 25%. Q2. The rate of extension workers receiving a 'very satisfactory' rating for the second quarter extension projects is 25%.

Prepared By:

RYAN O. TAYCO, PH. D.
Director, Planning and Development Office
Date: July 22, 2025 08:57 AM

In coordination with:

RENE BOY A. CATUBIG, CPA, MBA
Chief Administrative Officer-Finance
Date: July 22, 2025 08:57 AM

Recommending Approval:

MERIVIC G. CATADA, PH.D.
Vice President for Administration and Finance
Date: July 22, 2025 08:57 AM

Approved By:

NOEL MARJON E. YASI, PSY. D.
University President
Date: July 22, 2025 01:29 PM